









## Conifers


Name	Description	Details	Photo
<i>Juniperus sabina</i> <b>'Buffalo' Juniper</b>	Soft, feathery, bright green foliage on low spreading branches. Excellent groundcover for borders or massing. Foliage remains bright green throughout winter.	H 12-15" W 3-5' Zone 3	
<i>Juniperus sabina</i> <b>'Calgary Carpet' Juniper</b>	Durable, low growing, spreading, heat- and drought-tolerant shrub. Attractive soft green foliage. Use in perennial borders, as groundcover, or along walkways. Full sun.	H 6-9" W 6-8' Zone 3	
<i>Juniperus scopulorum</i> <b>'Blue Arrow' Juniper</b>	This columnar has blue-green needles and a very narrow habit, perfect for small spaces. Drought tolerant.	H 15' W 2' Zone 4	Photo Credit: Monrovia 
<i>Juniperus scopulorum</i> <b>'Wichita Blue' Juniper</b>	Attractive silvery blue foliage on a broad pyramidal form. Excellent as a screen or for use as a specimen in the landscape. Prefers drier climates. Pruning can enhance and maintain the shape.	H 15-18' W 8' Zone 3	Photo Credit: Monrovia 

## Conifers

<p><i>Larix sibirica</i> <b>'Siberian Larch'</b></p>	<p>A more broad, pyramidal form than native larch with bigger cones forming the first year. Clusters of soft, bright green spring needles turn golden yellow before falling in autumn. Prefers a moist, well-drained soil, but is drought tolerant once established.</p>	<p>H 40' W 10' Zone 2</p>	
<p><i>Picea abies</i> <b>'Pendula'</b> <b>Weeping Norway spruce</b></p>	<p>Very hardy, useful, and unique specimen plant. Every plant is unique. Adds artistic appeal to any landscape. Tolerates sun, shade, or partial shade.</p>	<p>H 15' (varies) W 4' Zone 2</p>	<p>Photo Credit: Eshraghi Nursery LLC</p> 
<p><i>Picea abies pumila</i> <b>Dwarf Norway Spruce</b></p>	<p>Attractive, globe-shaped evergreen shrub. Spreading habit makes it useful as an informal hedge or landscape accent. Blue-green needles cover dense branches.</p>	<p>H 3-4' W 3-4' Zone 2</p>	
<p><i>Picea glauca</i> <b>'Pendula' Weeping White Spruce</b></p>	<p>Attractive, blue-green foliage on weeping limbs. Strong central leader adds vertical interest. Use as a focal point for a unique landscape. Pruning can enhance and maintain the shape.</p>	<p>H 15' W 4' Zone 2</p>	



Conifers



<i>Picea pungens</i> <b>Columnar Blue Spruce</b>	A dense conifer with narrowly upright and columnar growth. Attractive bluish-green foliage emerges in spring. Easily trimmed. Pruning can enhance and maintain the shape.	H 15' W 3' Zone 2	Photo Credit: Eshraghi Nursery LLC 
<i>Picea pungens globosa</i> <b>'Dwarf Blue' Globe Spruce</b>	Globe shape. Prune regularly to enhance and maintain the shape.	H 3-4' W 3-4' Zone 1	
<i>Picea pungens globosa</i> <b>Grafted 'Dwarf Blue' Globe Spruce</b>	This charming, globe-shaped evergreen shrub is dwarf, flat-topped and densely branched. The bright blue needles hold their color all year long but are a brighter hue in summer. Unique accent piece.	H W Zone 2	Bower and Branch 
<i>Picea pungens</i> <b>Monty Dwarf Spruce</b>	A classic conical Christmas tree shape with a strong leader as well as long, thin, bluest of blue needles. The small size and compact habit with shimmering frosty blue foliage makes this tree a versatile specimen.	H 8' W 6' Zone 2	Photo Credit: Iseli Nurseries 

## Conifers

<p><i>Picea pungens</i> <b>'Sester Dwarf'</b> <b>Spruce</b></p>	<p>Stunning needles, slow growth rate, and classic conical form. Requires little maintenance or pruning. Best in full sun for blue color.</p>	<p>H 6-8' W 4' Zone 2</p>	
<p><i>Pinus aristata</i> <b>Bristlecone Pine</b></p>	<p>Irregular pyramidal pine with dark green, white-flecked needles. Slow-growing native plant. Drought tolerant. Requires well-drained soil to maintain color. Full sun.</p>	<p>H 23' W 12 -15' Zone 4</p>	
<p><i>Pinus mugo</i> <b>'Mops' Dwarf</b> <b>Mugo Pine</b></p>	<p>A globe-shaped dwarf mugo pine. Does not require candle pruning to maintain its shape.</p>	<p>H 3-4' W 3-4' Zone 2</p>	<p>Photo Credit: Indy Plants</p> 
<p><i>Pinus mugo pumilio</i> <b>Grafted Dwarf</b> <b>Mugo Pine</b></p>	<p>A grafted dwarf version of the species in small tree form. Slow-growing, rugged, and hardy. Maintain shape with pruning. Needs full sun.</p>	<p>H 4-5' W 3' Zone 2</p>	<p>Photo Credit: Southern Idaho Landscape</p> 



## Conifers

<i>Pinus mugo</i> <b>'Valley Cushion'</b> <b>Mugo Pine</b>	A true dwarf, very compact, dense pine with a spreading habit. Reddish new buds complement the short, medium-green needles.	H 1-2' W 3' Zone 2	
<i>Pinus mugo</i> <b>'Tannenbaum'</b> <b>Mugo Pine</b>	Dark green color. Extremely cold hardy. Adaptable to wide ranges of environmental climatic conditions. Perfectly formed Christmas tree selected from South Dakota. Grows 6-12" per year.	H 10-15' W 6-10' Zone 2	
<i>Pinus Nigra</i> <b>'Bonsai Austrian'</b> <b>Pine</b>	Dark Green broad upright conifer tree. A two-needle pine and that can be pruned into a topiary. Grown in Chadwick Nursery's personal landscaping.	H Varies W Varies Zone 4	<p>Photo Credit: Mulder Nursery</p> 
<i>Pinus ponderosa</i> <b>Ponderosa Pine</b>	Native Montana state tree, which is useful for mass plantings and shelter belts. Thrives under widely different conditions and in a variety of soils.	H 50-60' W 20-25' Zone 3	