






Conifers

Name	Description	Details	Photo
<i>Juniperus sabina</i> 'Buffalo' Juniper	Soft, feathery, bright green foliage on low spreading branches. Excellent groundcover plant for borders or massing. Foliage remains bright green throughout winter.	H 12-15" W 3-5' Zone 3	
<i>Juniperus sabina</i> 'Calgary Carpet' Juniper	Durable, low growing, spreading, heat- and drought-tolerant shrub. Attractive soft green foliage. Use in perennial borders, as groundcover, or along walkways. Full sun.	H 6-9" W 6-8' Zone 3	
<i>Juniperus scopulorum</i> 'Blue Arrow' Juniper	This columnar evergreen has blue-green needles and a very narrow habit, perfect for small spaces. Drought tolerant.	H 15' W 2' Zone 4	Photo Credit: Eshraghi Nursery LLC 
<i>Juniperus scopulorum</i> 'Wichita Blue' Juniper	Attractive silvery blue foliage on a broad pyramidal form. Excellent as a screen or for use as a specimen in the landscape. Prefers drier climates. Pruning can enhance and maintain the shape.	H 15-18' W 8' Zone 3	
<i>Picea abies</i> 'Pendula' Weeping Norway spruce	Very hardy, useful, and unique specimen plant. Every plant is unique. Adds artistic appeal to any landscape. Tolerates sun, shade, or partial shade.	H 15' (varies) W 4' Zone 2	Photo Credit: Eshraghi Nursery LLC 




Conifers

<p><i>Picea abies</i> 'Cupressina' Columnar Norway Spruce</p>	<p>A narrow and columnar tree. Green needles that remain throughout winter. Fast growing. Withstands snow well. Pruning can enhance and maintain the shape.</p>	<p>H 30' W 6-8' Zone 4</p>	
<p><i>Picea abies pumila</i> Dwarf Norway Spruce</p>	<p>Attractive, globe-shaped evergreen shrub. Spreading habit makes it useful as an informal hedge or landscape accent. Blue-green needles cover dense branches.</p>	<p>H 3-4' W 3-4' Zone 2</p>	
<p><i>Picea glauca</i> 'Pendula' Weeping White Spruce</p>	<p>Attractive, blue-green foliage on weeping limbs. Strong central leader adds vertical interest. Use as a focal point for a unique landscape. Pruning can enhance and maintain the shape.</p>	<p>H 15' W 4' Zone 2</p>	
<p><i>Picea pungens</i> 'Blue Totem' Columnar Blue Spruce</p>	<p>A dense conifer with narrowly upright and columnar growth. Attractive bluish-green foliage emerges in spring. Easily trimmed. Pruning can enhance and maintain the shape.</p>	<p>H 15' W 3' Zone 2</p>	<p>Photo Credit: Eshraghi Nursery LLC</p> 



Conifers

<p><i>Picea pungens globosa</i> 'Dwarf Blue' Globe Spruce</p>	<p>Forms a globe when young but becomes a broad cone when mature. Maintains blue color best in full sun. Easily trimmed. Pruning can enhance and maintain the shape.</p>	<p>H 5-8' W 4-6' Zone 2</p>	
<p><i>Picea pungens</i> 'Fat Albert' Spruce</p>	<p>Superb evergreen conifer with rich blue needles on a densely branched, naturally pyramidal form. Outstanding landscape specimen. A slow growing, dwarf variety. Pruning can enhance and maintain the shape.</p>	<p>H 25-30' W 15-18' Zone 2</p>	
<p><i>Picea pungens</i> 'Sester Dwarf' Spruce</p>	<p>Stunning needles, slow growth rate, and classic conical form. Requires little maintenance or pruning. Best in full sun for blue color.</p>	<p>H 6-8' W 4' Zone 2</p>	
<p><i>Pinus aristata</i> Bristlecone Pine</p>	<p>Irregular pyramidal pine with dark green, white-flecked needles. Slow-growing native plant. Drought tolerant. Requires well-drained soil to maintain color. Full sun.</p>	<p>H 23' W 12 -15' Zone 4</p>	

Conifers

<p><i>Pinus mugo</i> 'La Cabana' Mugo Pine</p>	<p>A very hardy pine. Will grow into a sturdy, broad, pyramidal form. Thick green needles and large resinous buds.</p>	<p>H 15' W 12' Zone 2</p>	
<p><i>Pinus mugo</i> 'Mops' Dwarf Mugo Pine</p>	<p>A globe-shaped dwarf mugo pine. Does not require candle pruning to maintain its shape.</p>	<p>H 3-4' W 3-4' Zone 2</p>	
<p><i>Pinus mugo pumilio</i> Dwarf Mugo Pine patio tree</p>	<p>A grafted dwarf version of the species in small tree form. Slow-growing, rugged, and hardy. Maintain shape with pruning. Needs full sun.</p>	<p>H 4-5' W 3' Zone 2</p>	<p>Photo Credit: Eshraghi Nursery LLC</p> 
<p><i>Pinus mugo</i> 'Valley Cushion' Mugo Pine</p>	<p>A true dwarf, very compact, dense pine with a spreading habit. Reddish new buds complement the short, medium-green needles.</p>	<p>H 1-2' W 3' Zone 2</p>	

Conifers

<p><i>Pinus mugo</i> 'Columnaris' Mugo Pine</p>	<p>With an upright, rather than rounded shape, this mugo pine will provide height to the landscape. Long needles are dark green, and the bark is red orange.</p>	<p>H 8' W 4' Zone 2</p>	<p>Photo Credit: Eshraghi Nursery LLC</p> 
<p><i>Pinus mugo</i> 'Tannenbaum' Mugo Pine</p>	<p>Dark green color. Extremely cold hardy. Adaptable to wide ranges of environmental climatic conditions. Perfectly formed Christmas tree selected from South Dakota. Grows 6-12" per year.</p>	<p>H 10-15' W 6-10' Zone 2</p>	
<p><i>Pinus ponderosa</i> Ponderosa Pine</p>	<p>Native Montana state tree, which is useful for mass plantings and shelter belts. Thrives under widely different conditions and in a variety of soils.</p>	<p>H 50-60' W 20-25' Zone 3</p>	